

# The “Athos” CA-1202 GSM pager

## MODE 3

*Thank you very much for buying our CA-1202 GSM pager. Now you will always be able to find where you left your car.*

*Jablotron Ltd.*

### 1. Alarm

In the case of activation, warning SMS messages will be sent to all phones (TEL1 to TEL4) and these phones will also be called with a siren sound<sup>1</sup>.

### 2. Remote control by SMS instructions

SMS instructions sent from an authorized phone (TEL1 to TEL4) can operate the alarm remotely. Factory default instruction texts are shown in the following table. If an SMS is sent from an unauthorized phone a valid user code must be entered before the instruction (e.g. USER IMO).



#### SMS instruction texts

Default	Your text	Description
<b>IMO</b>		STOP (immobilize) the car (after turning the ignition key off)
<b>UNIMO</b>		Unblock (mobilize) the car
<b>STATUS</b>		GSM pager will reply with status information, e.g. „car reports: Time: 27.01.04 13:04, Status: Armed, Unblocked, Ignition off“.
<b>LOCATOR</b>		To obtain the car location from the GSM provider. <sup>2</sup>
<b>HELP</b>		The GSM pager will reply with a brief list of SMS instructions.
<b>CREDIT</b>		To obtain the balance of a prepaid SIM card if used. <sup>2</sup>
<b>UC xx...x</b>		To change the user code. <b>uuuuu</b> is the new user code, up to 8 characters (A –Z & 0 – 9). The factory default user code is USER

- Only basic ASCII can be used in the SMS instruction texts.
- Ask the installer to edit the SMS commands for you.
- After the HELP command, the GSM pager will reply with the factory default SMS instructions. The instructions that were modified will not be in the reply.

<sup>1</sup> If it is activated, then in the case of an alarm all calls are automatically answered (it is possible to listen and speak to the car remotely).

Your installer's contact details:



Pod Skalkou 33  
466 01 Jablonec nad Nisou

Tel.: 483 559 911  
fax: 483 559 993  
Internet: [www.jablotron.cz](http://www.jablotron.cz)

### 3. Remote blocking of the car

When the GSM pager receives the SMS command IMO it will reply with a confirmation SMS and block (immobilize) the engine. If the ignition key is on when the GSM pager receives the command IMO, immobilization will occur as soon as the ignition key is switched off which will be confirmed by SMS. Unblocking the car is only possible by the SMS instruction UNIMO.

### 4. Car location

If your GSM provider offers a location service you can obtain the location of the car by just sending the instruction LOCATOR. The GSM pager will reply e.g.





+420603012345 county: Jihocesky, District: Jindrichuv Hradec, Name: Nova Ves nad Luznici. Distance 5.4 km. E14\*52'1"@N48\*50'24" + -200m 15:23:01 18.09.01

The GSM pager can send the location automatically in the case of an alarm or immobilization by the IMO command<sup>2</sup>.

### 5. Phone calls by an installed hands free set

If the HF-03 hands free set is installed, it is possible to receive and make phone calls via the GSM pager.

**Incoming calls** – to answer them, press any button on the RC-4x remote control. By pressing any button again, the call will be terminated.

**To make a call** – you can call up to 4 preprogrammed numbers while you are driving. By pressing one of buttons , ,  or  on the remote control you will dial the corresponding number (preprogrammed by the installer)

By pressing any button again, the **call will be terminated**. When armed, all incoming calls are automatically rejected. If the car is blocked (by the IMO instruction) all calls are automatically answered (it is then possible to listen to and to speak to the car remotely).

### 6. Car battery low voltage reporting

The GSM pager checks the voltage of the car battery. If the voltage is too low (10V) it will notify users via an SMS message. The GSM pager can be backed up by a BB-01 battery. Thus, the GSM pager can send SMS messages (but not work) even when the car battery is disconnected. The manufacturer recommends regular BB-01 checking once a year. The battery should be replaced every two years.



### 7. Remote service

When it is necessary to change the basic settings of the GSM pager like phone numbers etc you do not need to contact the installer. Instead it is possible to change settings remotely.

### 8. Central monitoring station communication

The GSM pager allows central monitoring via GPRS data protocol. Please ask your supplier for details.

### 9. Roaming

If you travel abroad and your SIM card supports roaming, the GSM pager will work there too (the functions LOCATOR and CREDIT might be not available).

### 10. LED indicator signals

The LED indicator is used to show the status of the GSM pager.

**Warning! If the LED indicator starts flashing fast after the ignition is switched off, it will not be able to send any messages nor call in the case of an alarm.**

LED state	Meaning
permanently ON	Connecting to a GSM network or a phone call
Interrupted light	Car was stopped (immobilization)
Flashing fast	GSM network is not available

<sup>2</sup> Must be set by the installer